

# Corporate Citizens in Government Contracting



■ Indicates "yellow card" caution, no impact on rank.

■ Indicates "red card" caution, removed from list.


\* Recent or current CROA member


\*\* FY2010 USASpending.gov ranking as of April 2011

Best Corporate Citizen Rank	Federal Spending Rank**	Company	Symbol	Weighted Average	Environmental Rank	Climate Change Rank	Human Rights Rank	Employee Relations Rank	Corporate Governance Rank	Philanthropy Rank	Financial Rank	Federal Spend (\$M)
<b>WEIGHTING</b>					<b>19.5%</b>	<b>16.5%</b>	<b>16.0%</b>	<b>19.5%</b>	<b>7.0%</b>	<b>9.0%</b>	<b>12.5%</b>	
1	45	International Business Machines Corp.*	IBM	53.345	1	1	74	77	242	16	62	1,627.1
2	80	Accenture plc	ACN	61.28	97	15	10	65	248	7	61	814.9
3	38	Hewlett-Packard Co.*	HPQ	70.8	5	32	25	9	1	8	464	1,810.2
4	67	Merck & Co., Inc*	MRK	108.32	73	19	25	3	248	32	529	992.9
5	49	Dell Inc.*	DELL	122.51	12	7	17	28	1	121	799	1,423.9
6	88	United Parcel Service, Inc.	UPS	129.665	18	17	156	261	248	39	213	700.5
7	98	Verizon Communications*	VZ	134.175	105	108	74	118	1	44	456	642.2
8	26	Boeing Co.	BA	158.735	72	63	64	278	1	17	546	2,497.3
9	91	AT&T, Inc.*	T	164.825	195	163	87	140	1	36	443	680.9
10	11	McKesson Corporation	MCK	167.335	138	235	236	78	248	123	162	4,600.9
11	19	General Electric Co.	GE	170.52	134	146	55	116	1	184	578	3,063.7
12	21	ITT Corporation	ITT	183.77	115	158	64	115	248	275	484	2,703.7
13	5	Raytheon Co.	RTN	184.2	63	54	236	193	1	281	498	14,884.6
14	3	Northrop Grumman Corp.	NOC	213.78	275	202	236	44	1	256	459	15,525.0
15	34	Fluor Corp.	FLR	231.06	197	341	37	152	540	53	466	1,909.4
16	48	Fedex Corp*	FDX	233.965	230	184	236	66	478	281	395	1,449.2
17	7	United Technologies Corp.	UTX	234.92	240	83	156	458	478	48	179	7,336.5
18	12	Computer Sciences Corp.	CSC	248.225	174	416	133	120	1	492	453	4,333.6
19	51	Rockwell Collins Inc.	COL	293.315	103	70	236	372	836	379	470	1,338.9
20	4	General Dynamics Corp.	GD	309.33	322	387	236	304	1	280	483	14,912.1
21	16	Humana Inc.	HUM	310.5	100	118	236	500	1	255	906	3,246.6
22	71	Cardinal Health, Inc.	CAH	312.595	189	237	236	534	1	120	671	890.7
23	28	Textron Inc.	TXT	333.41	417	128	156	278	540	107	835	2,220.2
24	40	Navistar International Corp.	NAV	334.825	205	362	181	236	540	476	636	1,805.7
25	9	SAIC Inc	SAI	352.715	347	416	236	143	248	492	713	6,865.0
26	52	AmerisourceBergen Corp.	ABC	375.525	679	387	236	372	540	281	47	1,330.7
27	18	Harris Corp.	HRS	383.685	280	387	236	534	540	281	482	3,205.7
28	1	Lockheed Martin Corp.	LMT	390.66	113	167	181	960	229	457	542	34,367.1
29	33	Jacobs Engineering Group, Inc.	JEC	423.585	388	234	236	330	913	463	813	1,960.6
30	36	Alliant Techsystems Inc.	ATK	448.75	528	416	236	458	540	492	544	1,886.9
31	17	Health Net, Inc.	HNT	454.555	502	416	236	458	540	267	793	3,224.4
32	15	KBR Inc	KBR	474.085	335	416	236	771	248	492	723	3,631.1
33	41	MANTECH INTERNATIONAL CORPORATION	MANT	480.99	520	369	236	971	1	492	378	1,733.6
34	82	UNISYS CORPORATION	UIS	485.38	202	263	236	966	540	281	907	771.2
35	24	Honeywell International, Inc.	HON	505.185	866	363	181	771	1	488	425	2,549.6
36	84	TETRA TECH, INC.	TTEK	510.415	679	416	236	968	1	492	308	741.7
37	8	Oshkosh Corp	OSK	512.66	927	416	236	372	248	458	755	7,198.4
38	86	Aecom Technology Corp	ACM	516.065	679	416	236	681	540	281	651	738.5
39	25	CACI INTERNATIONAL INC	CACI	523.3	670	416	236	963	540	281	283	2,526.1
40	95	VSE CORPORATION	VSEC	523.57	679	416	236	972	1	492	407	665.8
41	57	Shaw Group Inc.	SHAW	524.69	862	416	236	458	248	492	794	1,095.4
42	66	SRA INTERNATIONAL, INC.	SRX	524.495	558	416	236	968	248	281	623	1,005.9
43	14	URS Corp.	URS	537.575	571	416	236	964	1	492	700	3,823.9
44	6	L-3 Communications Holdings, Inc.	LLL	537.9	922	416	236	534	540	492	524	7,624.8
45	30	BOOZ ALLEN HAMILTON INC.	BAH	580.01	679	416	236	972	956	18	665	2,179.2
46	50	SPECTRUM GROUP INTERNATIONAL, INC.	SPGZ	611.485	679	416	236	972	248	492	972	1,391.6
47	70	BABCOCK & WILCOX Company	BWC	657.27	878	416	236	969	540	492	869	901.7
RC	68	Pfizer Inc.*	PFE	154.815	48	104	102	236	1	64	481	979.9

# The Best Corporate Citizens in Government Contracting




 Indicates "yellow card" caution, no impact on rank.

 Indicates "red card" caution, removed from list.

\* Recent or current CROA member

\*\* FY2010 USASpending.gov ranking as of April 2011

Best Corporate Citizen Rank	Federal Spending Rank**	Company	Symbol	Weighted Average	Environmental Rank	Climate Change Rank	Human Rights Rank	Employee Relations Rank	Corporate Governance Rank	Philanthropy Rank	Financial Rank	Federal Spend (\$M)
<b>WEIGHTING</b>					<b>19.5%</b>	<b>16.5%</b>	<b>16.0%</b>	<b>19.5%</b>	<b>7.0%</b>	<b>9.0%</b>	<b>12.5%</b>	
1	45	International Business Machines Corp.*	IBM	53.345	1	1	74	77	242	16	62	1,627.1
2	80	Accenture plc	ACN	61.28	97	15	10	65	248	7	61	814.9
3	38	Hewlett-Packard Co.*	HPQ	70.8	5	32	25	9	1	8	464	1,810.2
4	67	Merck & Co., Inc*	MRK	108.32	73	19	25	3	248	32	529	992.9
	49	Dell Inc.*	DELL	122.51	12	7	17	28	1	121	799	1,423.9
6	88	United Parcel Service, Inc.	UPS	129.665	18	17	156	261	248	39	213	700.5
7	98	Verizon Communications*	VZ	134.175	105	108	74	118	1	44	456	642.2
8	26	Boeing Co.	BA	158.735	72	63	64	278	1	17	546	2,497.3
9	91	AT&T, Inc.*	T	164.825	195	163	87	140	1	36	443	680.9
10	11	McKesson Corporation	MCK	167.335	138	235	236	78	248	123	162	4,600.9
11	19	General Electric Co.	GE	170.52	134	146	55	116	1	184	578	3,063.7

## Methodology

The methodology for the Corporate Citizens in Government Contracting list is the same as that of the 100 Best Corporate Citizens list with one additional data slice. The Best Corporate Citizens database comprises publicly-available data from Russell 1000 companies collected and analyzed by IW Financial, a Portland, Maine-based financial analysis firm serving the ESG (Environment, Social, Governance) investment community. The Corporate Citizens in Government Contracting list further refines that universe by identifying the overlap between the top 100 government contractors for FY2010 (according to USASpending.gov as of April 2011) and the Russell 1000. That universe of contractors (totaling 48 contractors this year) is then ranked according to the same methodology as we use for the 100 Best Corporate Citizens

The methodology collects 324 data elements in seven categories: climate change, employee relations, environment, financial, governance, human rights, philanthropy. The methodology weights the seven data categories differently to account for different relative values (outlined in the chart above).

Data in each category takes one of two forms, true/false or numerical. "True" counts as a positive value; "False" as zero value. Numerical values are compared with all other companies' numerical answers in order to generate a ranking. Non-reporters in these numerical cases rank worse than worst numerical respondent in any group.

For details on the weightings, the data collection process, and analysis, please visit [www.thecro.com](http://www.thecro.com) and click on the 100 Best Corporate Citizens tab on the left menu.

### The Best Corporate Citizens in Government Contracting

The Best Corporate Citizens in Government Contracting list includes those contractors listed on the 100 Best Corporate Citizens list (11 contractors in 2011).

### Yellow and red cards

For both better and worse, the 100 Best Corporate Citizens Database is a digital representation of analog activities. Each year, based on the numbers, some companies make our lists despite some self-caused reputational damage, which usually appears as a pending or completed administrative or official legal sanction. In order to recognize these issues that might not otherwise arise through are data collection methodology, we have developed a yellow card/red card penalty system.

On our lists, a yellow card icon next to a company's listing indicates a caution—a notice of an investigation into or pending official infraction that does not yet rise to the level of expulsion, but might if the official sanction level escalates. A red card merits immediate expulsion from the list for three years.

**Dell (yellow card):** In July 2010, Dell agreed to pay \$100 million to settle fraud charges from the SEC, ending a case dating back to 2005. Dell did not disclose to its investors "large exclusivity payments" that Intel made to Dell in exchange for Dell's agreement not to use chips made by rival chipmaker AMD. The payments were so large that they made up 76% of Dell's operating income in the first quarter of 2007, and double-digit percentages of its earnings in several other quarters.

**KBR (yellow card):** KBR has a pattern of allegations and admitted breaches, including violations of laws in the US and UK and bribery among others.

**Pfizer (red card):** Year two of a three-year Red Card. In 2009, Pfizer was fined \$2.3 billion by the U.S. Department of Justice, after its subsidiary Pharmacia & Upjohn pleaded guilty to a felony violation of promoting off-label uses of Bextra. The complaint charged that the company sent doctors on all-expense-paid trips to resorts, gave out free massages, and paid kickbacks to doctors to get them to prescribe the drug for off-label uses.

### Disclaimer:

All CR editorial content is copyright protected by law. SharedXpertise must grant proper authorization in order to reuse any article, photograph or illustration. Foster Printing is the exclusive reprint provider for CR and gains copyright permissions for you.

Custom reprints of the list and the award logo are available to help you promote this hard earned and well deserved achievement.

For additional information, please contact Rhonda Brown at Foster Printing at [rhondab@fosterprinting.com](mailto:rhondab@fosterprinting.com) or 866-879-9144 ext 194.